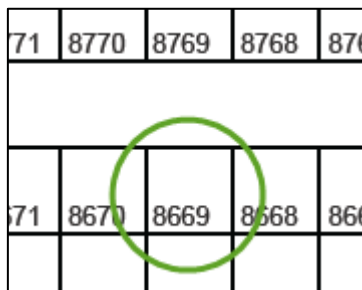


BOOTH TYPE GUIDE

INLINE

Inline Booths have one side exposed to an aisle and are generally arranged in a series along a straight line.

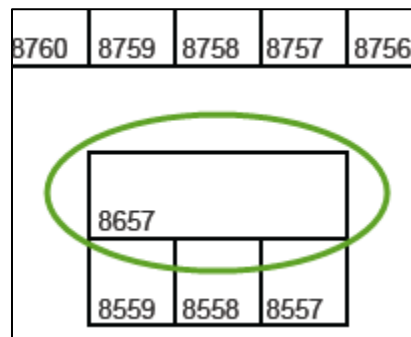
Example:



2-CORNER

2-Corner Booths sit have THREE sides exposed to an aisle – the front and both sides.

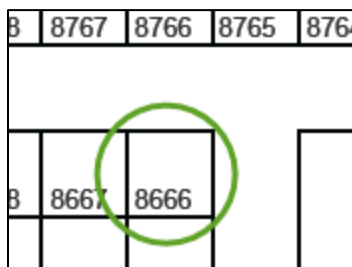
Example:



1-CORNER

1-Corner Booths sit on the intersection of two cross aisles and have TWO sides exposed to an aisle.

Example:



4-CORNER

Also known as an Island Booth, 4-Corner Booths are exposed to an aisle on ALL sides.

Example:

